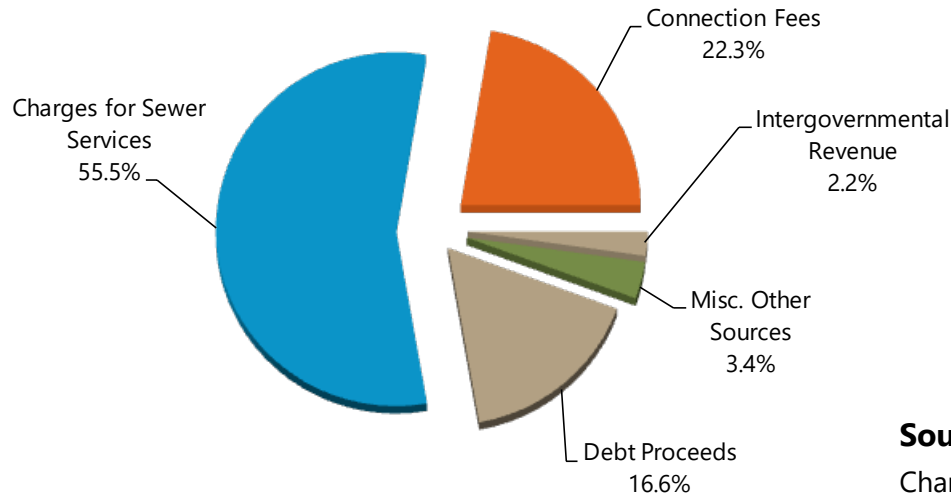
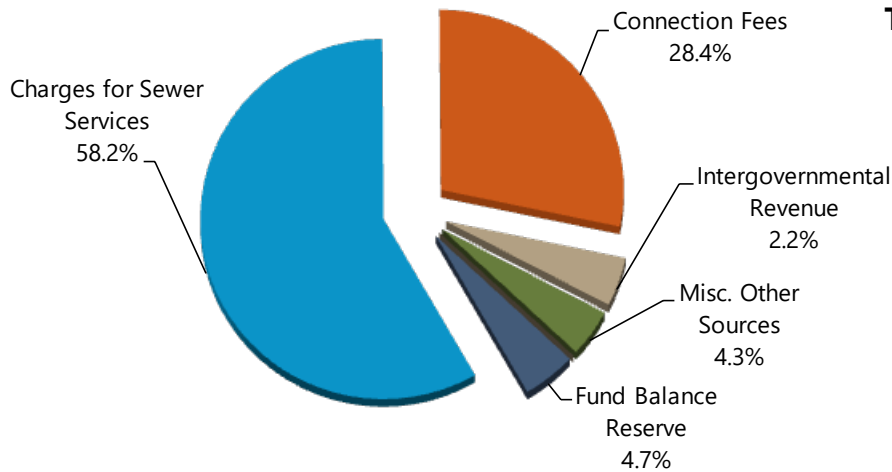


Budget in Brief

2018 Sources



2019 Sources



Sources

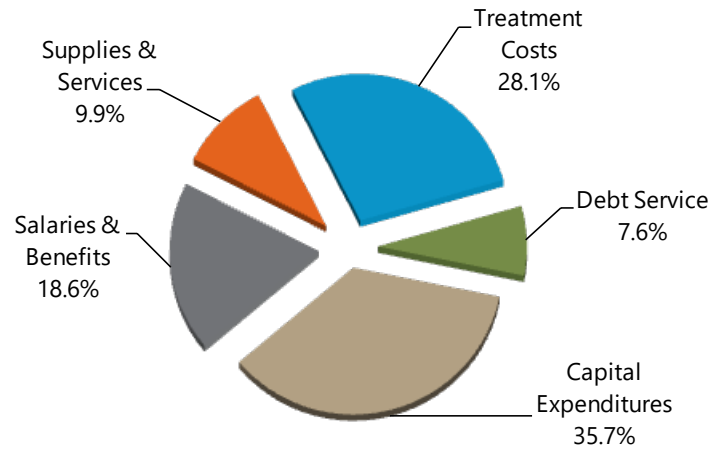
Charges for Sewer Services	\$ 19,997,242	\$ 21,697,560
Connection Fees	\$ 8,055,040	\$ 10,576,680
Intergovernmental Revenue	\$ 787,734	\$ 1,637,500
Misc. Other Sources	\$ 1,216,772	\$ 1,594,610
Debt Proceeds	\$ 6,000,000	\$ -
Fund Balance Reserve	\$ -	\$ 1,760,878

Total Sources

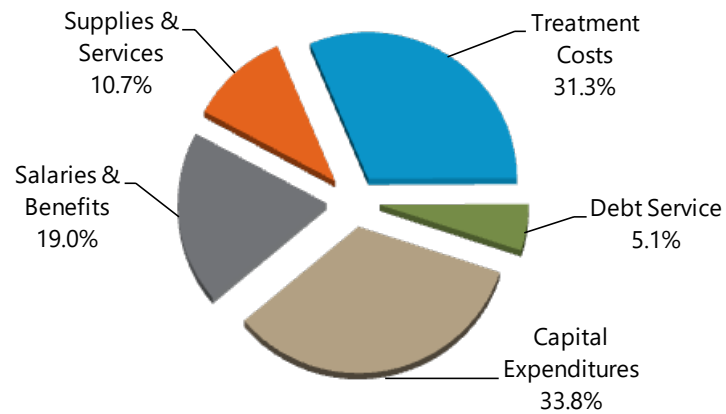
	2018 Budget	2019 Budget
Total Sources	\$ 36,056,788	\$ 37,267,228

Budget in Brief

2018 Uses



2019 Uses



Uses

	2018 Budget	2019 Budget
Salaries & Benefits	\$ 6,374,022	\$ 7,081,897
Supplies & Services	3,401,949	4,001,375
Treatment Costs	9,597,820	11,664,565
Debt Service	2,613,492	1,907,998
Capital Expenditures	12,209,020	12,611,393
Total Uses	\$ 34,196,303	\$ 37,267,228